

Name _____ Score _____

Constellation Assignment

Before beginning this assignment, you have to have read *What Are Constellations*, *Where Did Constellations Come From*, and the *Navigation* website. Have your teacher initial below:

- *What Are Constellations* _____
- *Where Did Constellations Come From* _____
- *Navigation* website _____

Your assignment is to research a constellation.

- Draw a picture of your constellation.
- Give us some basic information about your constellation. For example – which season is it seen, what deep sky objects are found in your constellation, etc.
- Read a myth that explains your constellation. Write the myth *in your own words*.
- Be prepared present your constellation and myth to the class.

My Constellation	
This is what my constellation looks like	
My constellation is seen during this season	
Deep sky objects in my constellation	

This myth explains how my constellation got into the sky:

Our constellations represent things that were important to the people who named them.

Your assignment is to design your own constellation.

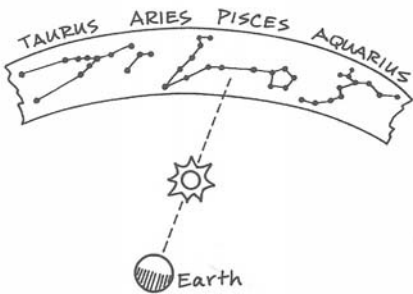
- Write your name on the Personal Constellations worksheet.
- Get some sticky stars and make a constellation using the position of the “stars” on your Personal Constellation worksheet. Write a name for your created constellation.
- Create a myth that explains why the constellation is in the sky. Write it below your constellation. Remember, ***your myth has to apply to today. You can’t use Zeus or any other Greek gods. It must be a story people would recognize today!***
- Be prepared to present your constellation to the class.

My Constellation:

My Myth:

Constellations and the Seasons

1. Why do you look for the constellation Orion in the winter?
2. Why are stars dim?
3. How far does the Earth move in its orbit around the Sun each day?
4. Why can't you see the stars in the first picture a few months later?
5. Half a year later, why do you see a different sky?
6. True/False The rotation of the Earth effects what stars you see during the evening.

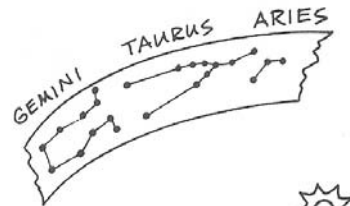


Constellation "Think" Questions

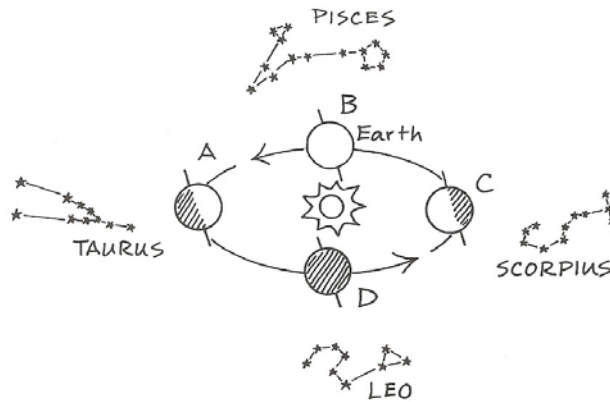
(from *Constellations for Every Kid* by Janice VanCleave)

1. Look at the picture on the left. In what constellation would you see the Sun?

2. Look at the picture on the right. In what constellation would you see the Sun?

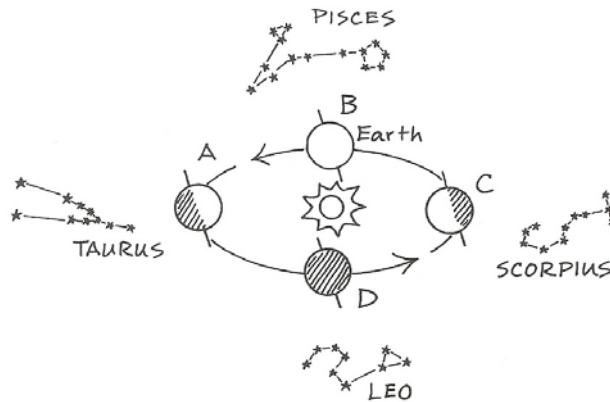


3. Look carefully at the picture.



- a. In what constellation would you see the sun if it were in Position D?
- b. In what constellation would you see the sun if it were in Position A?
- c. In what constellation would you see the sun if it were in Position B?
- d. In what constellation would you see the sun if it were in Position C?

4. Look carefully at the picture.



- a. What constellation would you see at night if the Earth were in position D?
- b. What constellation would you see at night if the Earth were in position A?
- c. What constellation would you see at night if the Earth were in position B?
- d. What constellation would you see at night if the Earth were in position C?

In the picture above, when Earth is at position A, it is Winter. When Earth is at position B, it is Spring. When Earth is at position C, it is Summer. When Earth is at position D, it is Autumn.

List four constellations that can be seen during that season.

Winter

- a.
- b.
- c.
- d.

Spring

- a.
- b.
- c.
- d.

Summer

- a.
- b.
- c.
- d.

Autumn

- a.
- b.
- c.
- d.