

Phases of the Moon WebQuest Worksheet









As you observe the Moon over a month, you notice it changes. Sometimes the right side is in sunlight; other times it's the left. Sometimes you see it at night; sometimes you see it during daytime.

This WebQuest will help you understand why the Moon changes shape throughout the month.

You will need to read the information available on the webpages you visit. **All answers can be found one or more of the websites.** Your task is to read and find the information.

Task One

There are eight major phases of the Moon. In the top of each square, write the phase of the Moon. In the circle, draw a picture of what it looks like.

| | | | |
|---|---|--|---|
| | | | |
|  |  |  |  |
| | | | |
|  |  |  |  |

Task Two

Define the following terms:

Gibbous - _____

Waxing - _____


Waning - _____

Look at the phases of the Moon chart you completed for Task 1. Identify which phases of the Moon are waxing and which phases of the Moon are waning.

| Phases of the Moon - Waxing | Phases of the Moon - Waning |
|-----------------------------|-----------------------------|
| | |
| | |
| | |


Task Three

Draw a picture of the Moon phase on the day you were born.



My birthdate - _____

Draw a picture of the Moon phase on your birthday in 2011.

































My birthday - _____, 2011.

Task Four

Complete the table below showing the phase of the Moon each day during September 2011.

Moon Phases for September 2011

| Sun | Mon | Tues | Wed | Thu | Fri | Sat |
|---|---|---|---|--|---|---|
| | | | | 1 | 2 | 3 |
| | | | |  |  |  |
| 4 | 5 | 6 | 7 | 8 | 9 | 10 |
|  |  |  |  |  |  |  |

| | | | | | | |
|---|---|---|---|--|---|---|
| 11 | 12 | 13 | 14 | 15 | 16 | 17 |
|  |  |  |  |  |  |  |
| 18 | 19 | 20 | 21 | 22 | 23 | 24 |
|  |  |  |  |  |  |  |
| 25 | 26 | 27 | 28 | 29 | 30 | |
|  |  |  |  |  |  | |

Questions

1. Identify the days where the Moon's phase is waxing crescent.

2. Identify the days where the Moon's phase is gibbous.

3. Which day is the Moon full?

4. Which day is the New Moon?

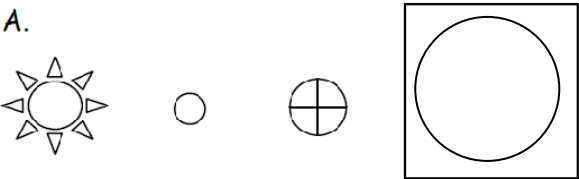
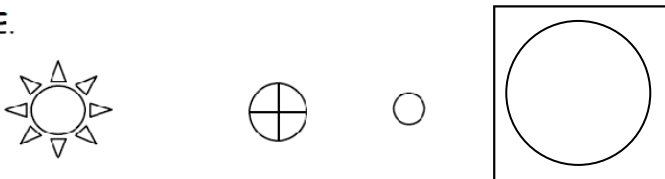
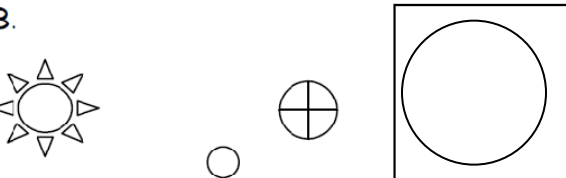
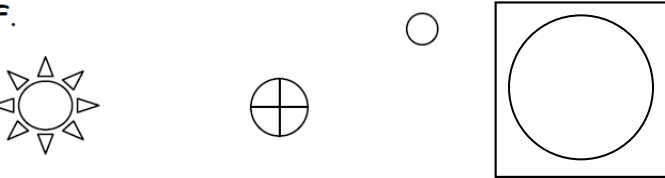
5. Identify the days where the Moon's phase is a waning crescent.

Task Five

Explain why the Moon, stars, and Sun appear to change positions in the sky.

Task Six

The Moon changes appearance throughout the month because of the position of the Earth, Moon, and Sun. Complete the table below, identifying the phase and drawing a picture of the correct Moon phase..

| | |
|--|--|
| <p>A.</p>  <p>Phase:</p> | <p>E.</p>  <p>Phase:</p> |
| <p>B.</p>  <p>Phase:</p> | <p>F.</p>  <p>Phase:</p> |

C.

Phase:

G.

Phase:

D.

Phase:

H.

Phase:

Task Seven

I have completed the "Phaser Quiz" with a score of six or higher. _____ Teacher's Initials